

Subject Information

Name:

Subject ID: 186

Date of Birth: 1970

Age: 40.53

Gender: f

Handedness: rh

EEG ID: 186

Date of Test: 03/16/2011

Time of Test: 14:33:28

Technician:

Eyes Condition: Eyes Closed

Doctor:

Medication: Opiate

Comments: vor Training

Technical Information

Record Length: 10:06

Edit Length: 03:00

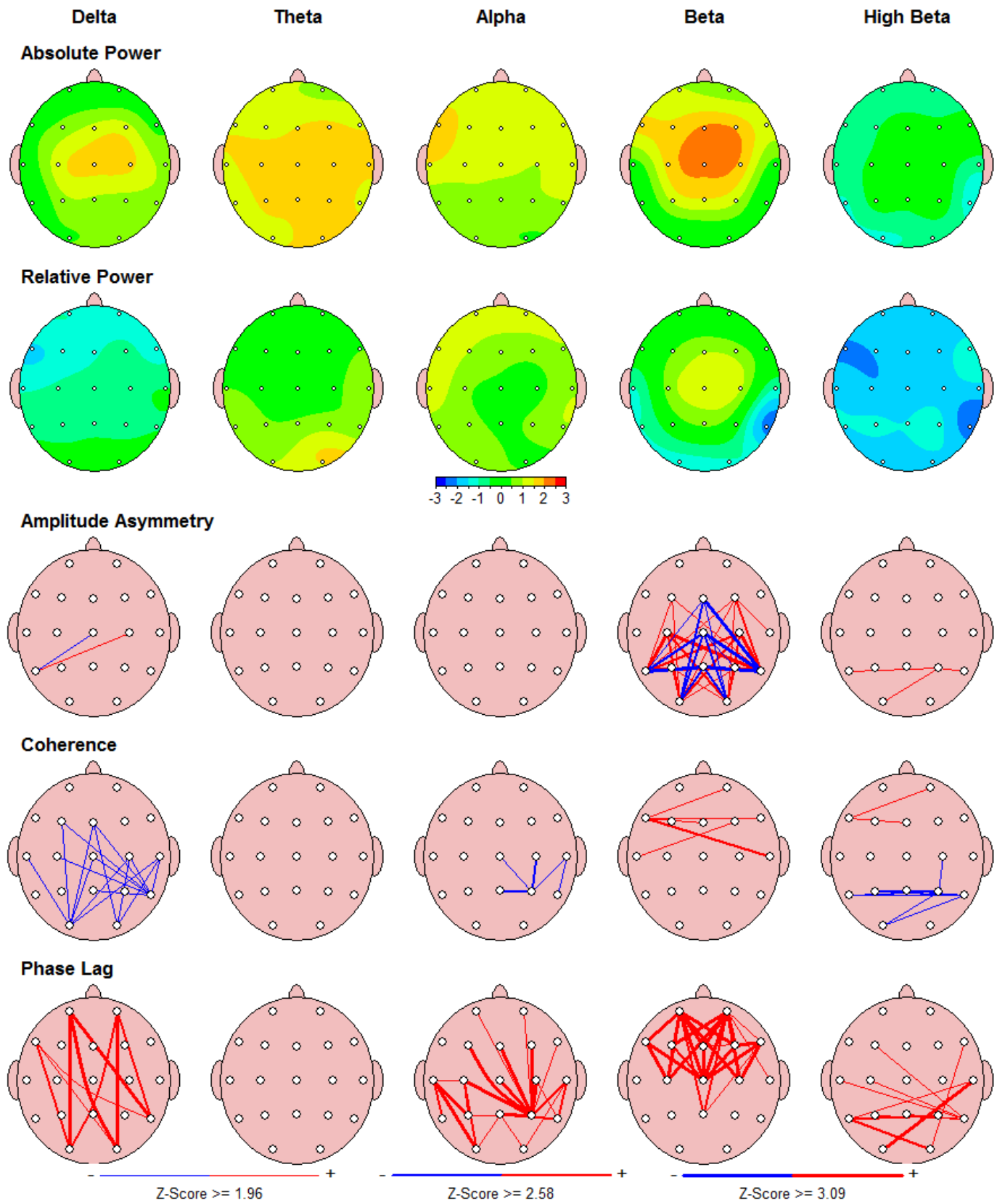
Reliability:

	Split Half	Test Retest
Average	0.96	0.91
FP1	0.94	0.95
FP2	0.94	0.94
F3	0.94	0.89
F4	0.95	0.86
C3	0.96	0.89
C4	0.97	0.84
P3	1.00	0.97
P4	0.97	0.96
O1	0.99	0.89
O2	0.96	0.95
F7	0.94	0.92
F8	0.95	0.90
T3	0.96	0.91
T4	0.96	0.88
T5	0.99	0.91
T6	0.92	0.89
Fz	0.95	0.88
Cz	0.97	0.85
Pz	0.98	0.95

Sampling Rate: 500

Collection Hardware: Mitsar

Z Scored FFT Summary Information

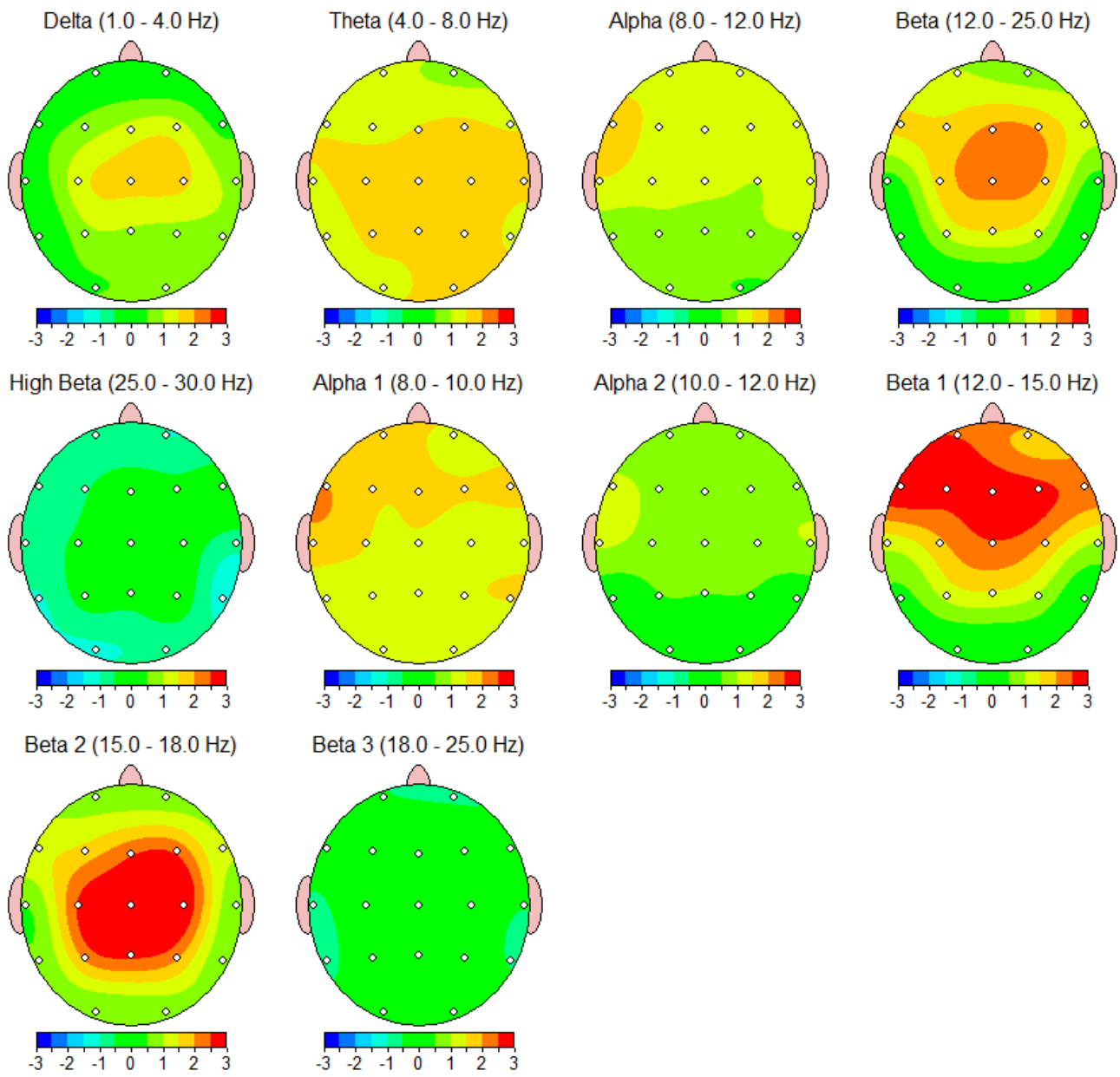


Z-Score ≥ 1.96

Z-Score ≥ 2.58

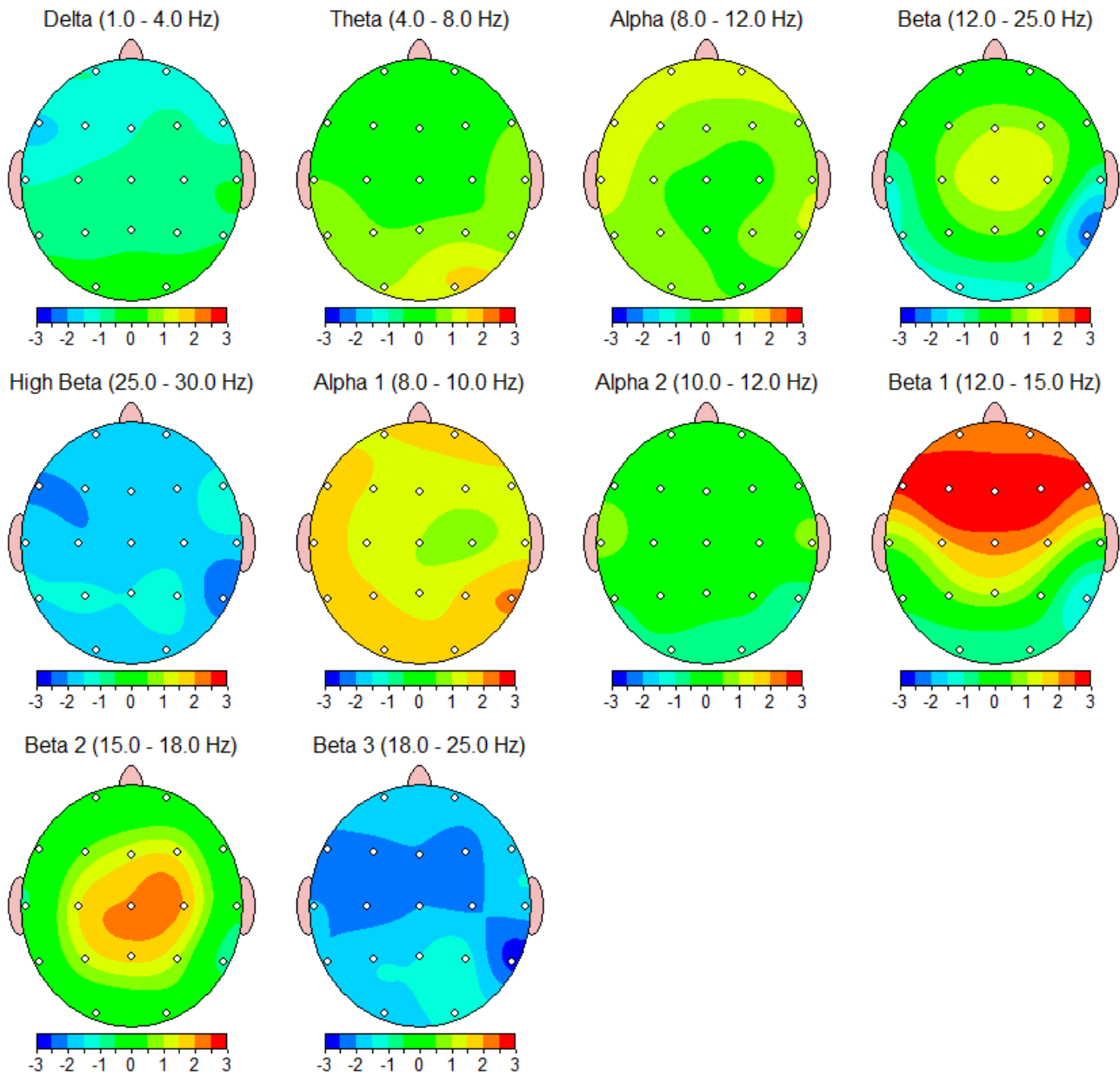
Z-Score ≥ 3.09

Z Scored FFT Absolute Power

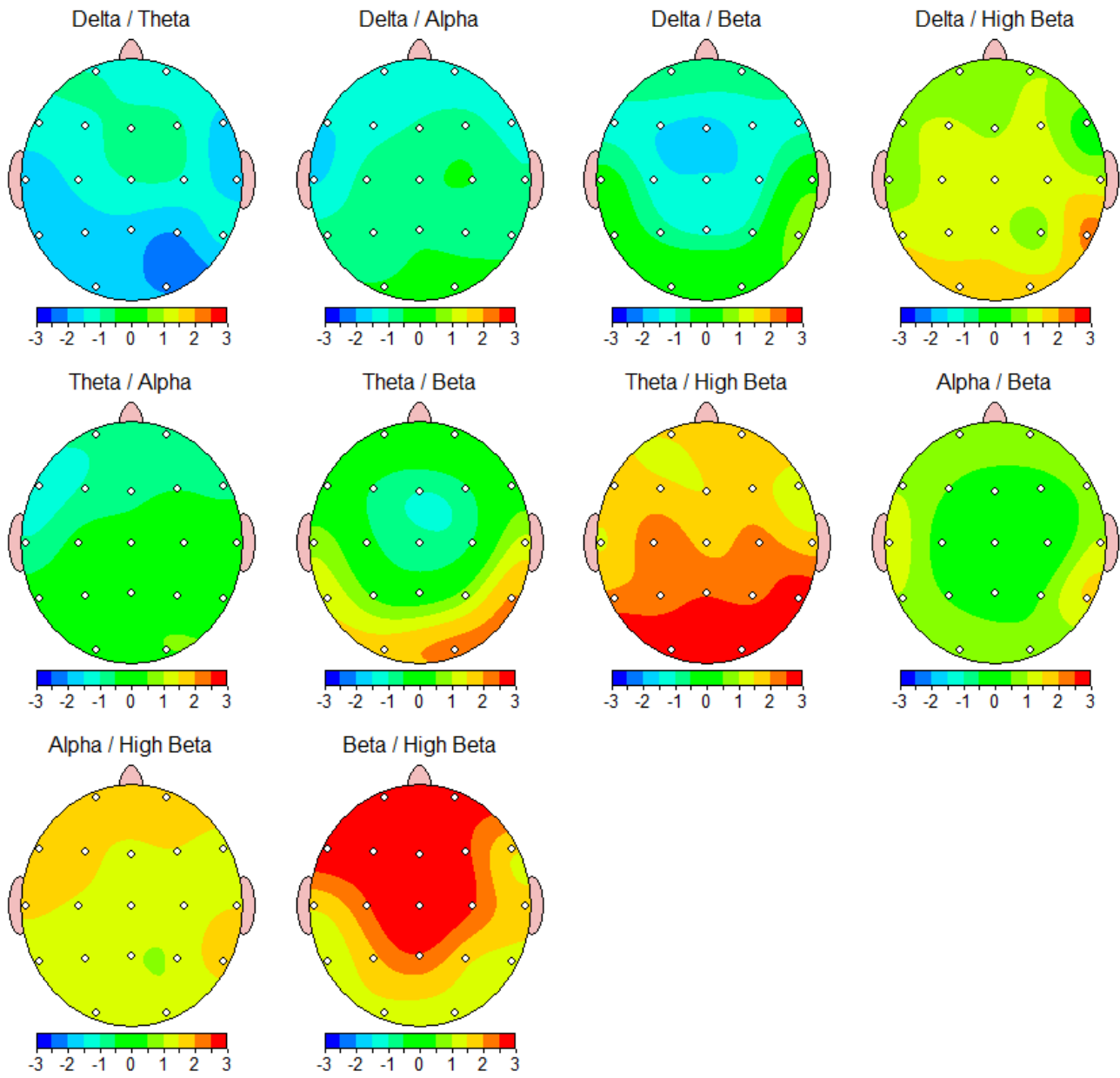


Z Scored FFT Relative Power

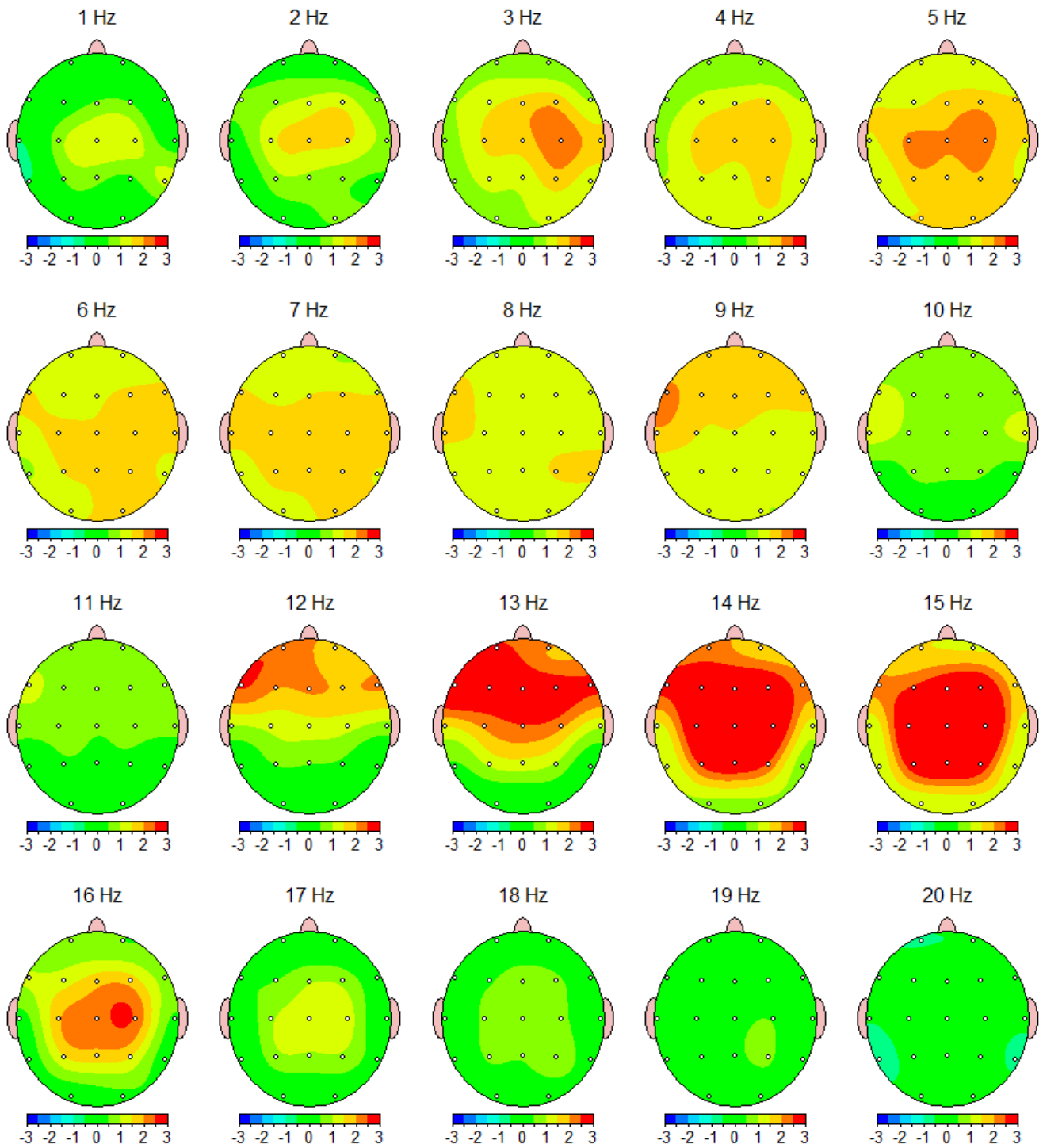
Warning: Absolute power must be consulted to interpret relative power.



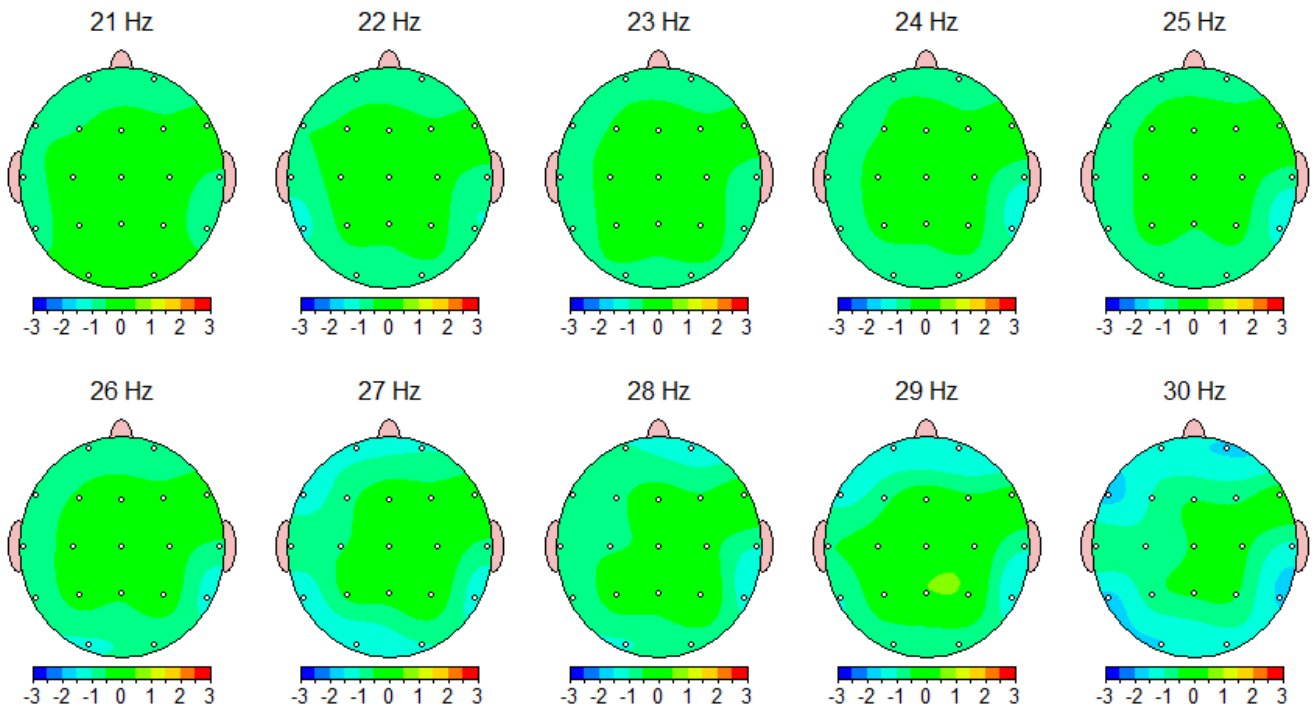
Z Scored FFT Power Ratio



Z Scored FFT Absolute Power

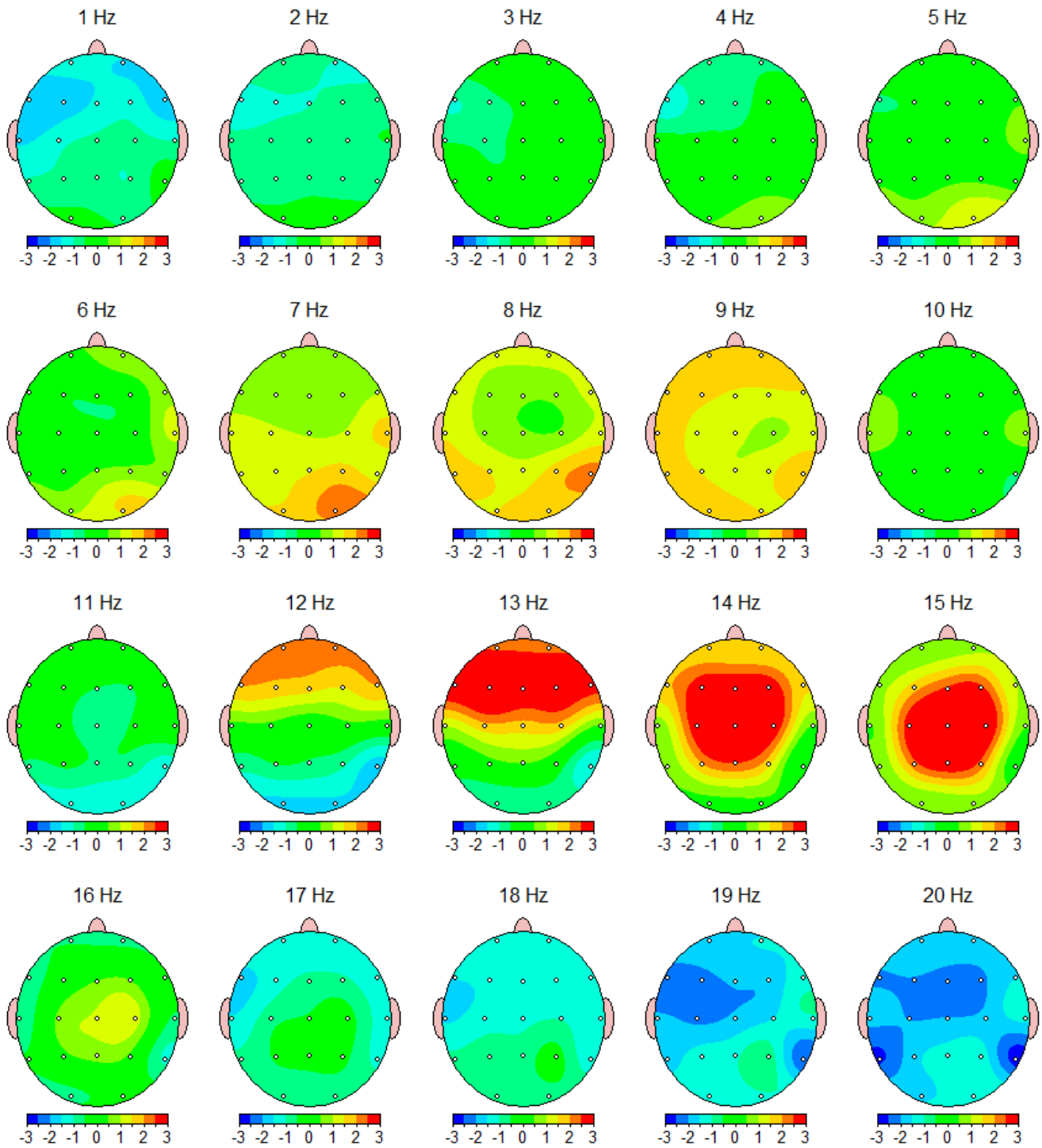


Z Scored FFT Absolute Power



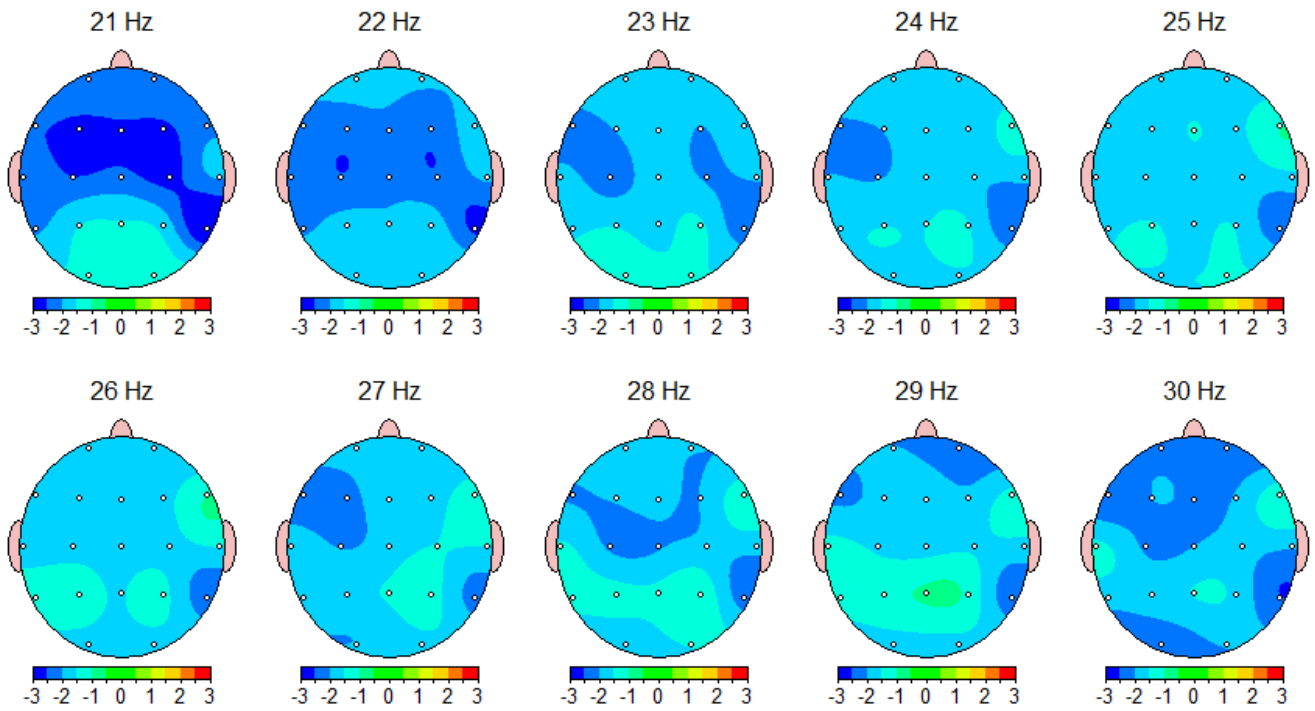
Z Scored FFT Relative Power

Warning: Absolute power must be consulted to interpret relative power.

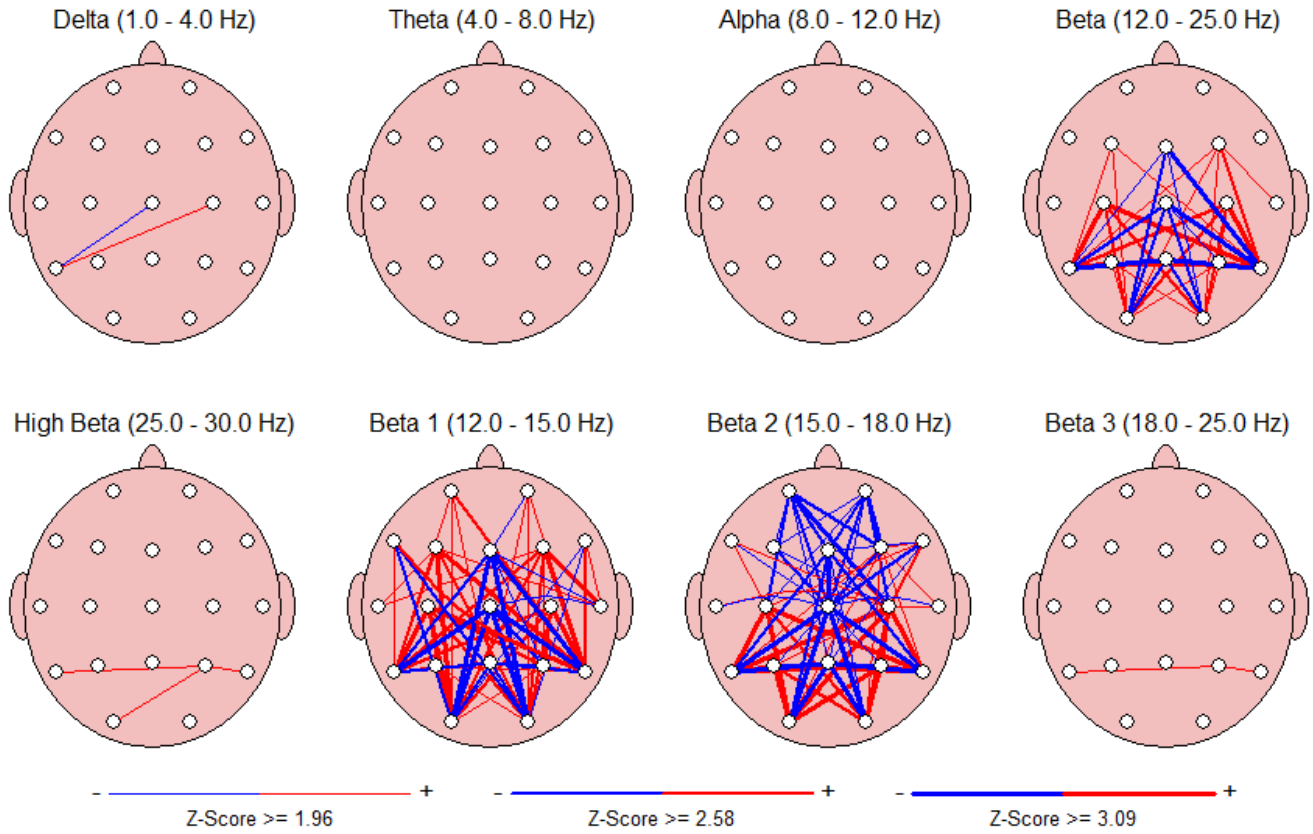


Z Scored FFT Relative Power

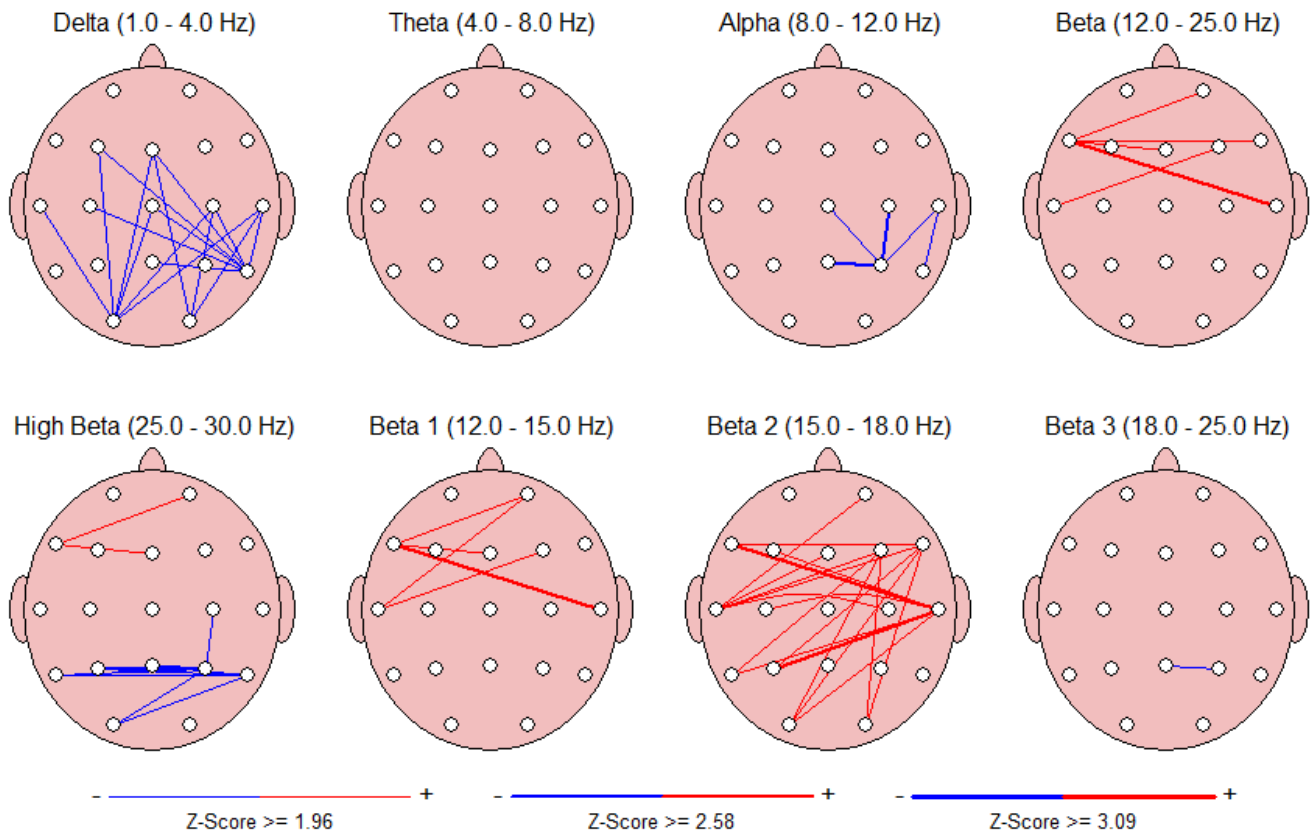
Warning: Absolute power must be consulted to interpret relative power.



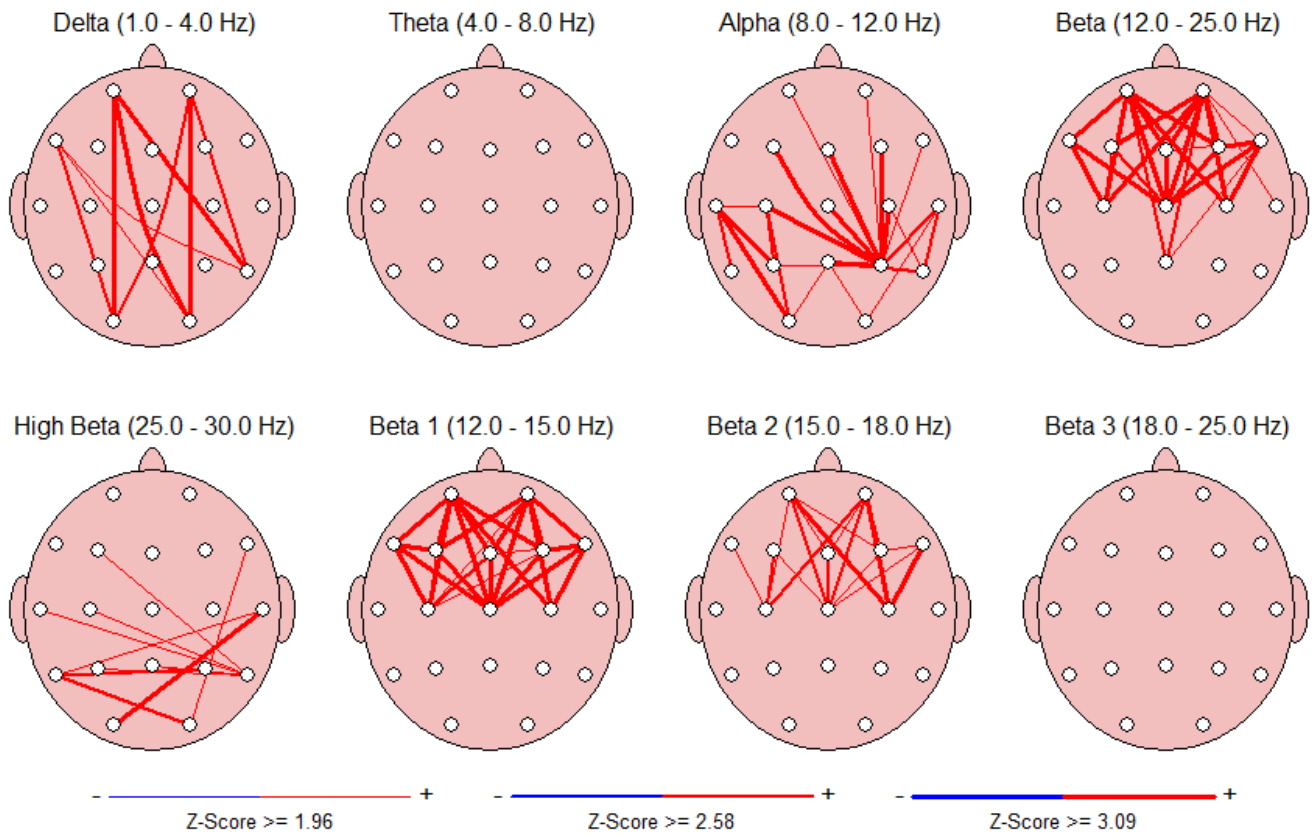
Z Scored FFT Amplitude Asymmetry



Z Scored FFT Coherence



Z Scored FFT Phase Lag



Z Scored FFT Absolute Power

Intrahemispheric: LEFT

	DELTA	THETA	ALPHA	BETA	HIGH BETA	BETA 1	BETA 2	BETA 3
FP1 - LE	0.15	1.07	1.37	1.03	-0.96	2.49	0.83	-0.49
F3 - LE	0.72	1.30	1.33	1.66	-0.54	2.73	1.72	-0.17
C3 - LE	1.32	1.90	1.14	1.73	-0.40	1.93	2.59	0.09
P3 - LE	0.84	1.68	0.88	1.11	-0.25	1.16	2.12	0.05
O1 - LE	0.48	1.41	0.60	-0.04	-1.05	0.00	0.59	-0.36
F7 - LE	0.35	1.42	1.71	1.61	-0.85	2.95	1.39	-0.28
T3 - LE	0.13	1.43	1.46	0.32	-0.74	1.21	0.53	-0.59
T5 - LE	0.05	1.15	0.67	0.08	-1.03	0.36	0.61	-0.61

Intrahemispheric: RIGHT

	DELTA	THETA	ALPHA	BETA	HIGH BETA	BETA 1	BETA 2	BETA 3
FP2 - LE	0.10	0.94	1.17	0.87	-1.00	1.87	0.79	-0.52
F4 - LE	1.22	1.66	1.25	1.94	-0.26	2.67	2.39	0.01
C4 - LE	1.60	1.96	1.01	1.88	-0.13	1.94	3.00	0.19
P4 - LE	0.82	1.92	0.90	1.04	-0.09	0.95	2.06	0.31
O2 - LE	0.60	1.64	0.49	0.04	-0.90	0.02	0.70	-0.23
F8 - LE	0.36	1.45	1.30	1.25	0.05	2.34	1.07	-0.01
T4 - LE	0.87	1.58	1.19	0.31	-0.81	0.99	0.62	-0.45
T6 - LE	0.81	1.44	0.97	-0.05	-1.21	0.07	0.66	-0.54

Intrahemispheric: CENTER

	DELTA	THETA	ALPHA	BETA	HIGH BETA	BETA 1	BETA 2	BETA 3
Fz - LE	1.22	1.55	1.30	2.13	-0.04	2.87	2.45	0.24
Cz - LE	1.67	1.83	1.12	2.15	-0.11	2.47	3.07	0.23
Pz - LE	0.93	1.69	0.79	1.48	-0.27	1.43	2.60	0.13

Z Scored FFT Relative Power

Intrahemispheric: LEFT

	DELTA	THETA	ALPHA	BETA	HIGH BETA	BETA 1	BETA 2	BETA 3
FP1 - LE	-1.01	0.17	1.13	0.02	-1.82	2.29	-0.25	-1.72
F3 - LE	-1.28	-0.30	0.98	0.51	-1.95	3.25	0.59	-2.20
C3 - LE	-0.89	0.23	0.61	0.76	-1.91	1.82	1.49	-2.29
P3 - LE	-0.72	0.55	0.64	0.03	-1.44	0.54	1.10	-1.55
O1 - LE	-0.29	0.98	0.67	-1.13	-1.69	-0.90	-0.14	-1.57
F7 - LE	-1.58	-0.35	1.25	-0.01	-2.06	2.65	-0.28	-2.24
T3 - LE	-1.06	0.50	1.29	-1.02	-1.66	0.67	-0.50	-1.98
T5 - LE	-0.66	0.70	0.81	-0.99	-1.50	-0.28	-0.06	-1.95

Intrahemispheric: RIGHT

	DELTA	THETA	ALPHA	BETA	HIGH BETA	BETA 1	BETA 2	BETA 3
FP2 - LE	-1.16	0.32	1.15	-0.05	-1.93	2.32	-0.16	-1.81
F4 - LE	-0.85	0.03	0.70	0.79	-1.81	2.90	1.30	-2.19
C4 - LE	-0.64	0.30	0.32	1.05	-1.74	1.74	1.93	-2.07
P4 - LE	-0.74	0.80	0.62	-0.18	-1.39	0.06	1.02	-1.29
O2 - LE	-0.19	1.54	0.42	-1.03	-1.59	-0.88	0.05	-1.45
F8 - LE	-1.24	0.49	0.95	0.23	-1.16	2.47	-0.09	-1.66
T4 - LE	-0.50	0.99	0.95	-1.00	-1.66	0.26	-0.30	-1.68
T6 - LE	-0.53	0.62	0.95	-2.19	-2.32	-1.50	-0.63	-2.65

Intrahemispheric: CENTER

	DELTA	THETA	ALPHA	BETA	HIGH BETA	BETA 1	BETA 2	BETA 3
Fz - LE	-1.05	-0.30	0.72	1.01	-1.69	3.07	1.36	-2.06
Cz - LE	-0.76	0.07	0.38	1.13	-1.79	2.25	2.07	-2.01
Pz - LE	-0.67	0.59	0.40	0.64	-1.48	1.01	1.68	-1.49

Z Scored FFT Power Ratio

Intrahemispheric: LEFT

	D/T	D/A	D/B	D/G	T/A	T/B	T/G	A/B	A/G	B/G
FP1 - LE	-1.01	-1.16	-0.70	0.85	-0.94	0.08	1.53	0.87	1.74	2.76
F3 - LE	-1.06	-1.18	-1.48	1.07	-0.93	-0.55	1.62	0.47	1.65	2.80
C3 - LE	-1.32	-0.79	-1.25	1.30	-0.32	-0.32	2.30	0.17	1.41	2.47
P3 - LE	-1.69	-0.71	-0.73	1.06	-0.14	0.41	2.23	0.41	1.12	1.89
O1 - LE	-1.61	-0.47	0.43	1.79	0.09	1.82	3.11	0.96	1.29	1.41
F7 - LE	-1.17	-1.48	-1.22	0.94	-1.24	-0.20	1.68	0.94	1.87	2.96
T3 - LE	-1.81	-1.54	-0.22	0.72	-0.93	0.82	1.48	1.31	1.61	1.61
T5 - LE	-1.80	-0.76	-0.07	1.36	-0.17	1.28	2.19	0.96	1.24	1.27

Intrahemispheric: RIGHT

	D/T	D/A	D/B	D/G	T/A	T/B	T/G	A/B	A/G	B/G
FP2 - LE	-1.22	-1.23	-0.81	0.98	-0.84	0.23	1.79	0.89	1.83	2.69
F4 - LE	-0.91	-0.81	-1.26	1.10	-0.51	-0.57	1.71	0.16	1.46	2.61
C4 - LE	-1.09	-0.50	-1.17	1.37	-0.07	-0.47	2.15	-0.21	1.18	2.55
P4 - LE	-1.98	-0.71	-0.62	0.86	0.00	0.80	2.35	0.49	1.09	1.64
O2 - LE	-2.09	-0.30	0.45	1.66	0.49	2.14	3.31	0.76	1.11	1.37
F8 - LE	-1.63	-1.15	-1.11	0.24	-0.61	0.15	1.22	0.63	1.17	1.59
T4 - LE	-1.73	-0.96	0.23	1.08	-0.30	1.16	1.71	1.06	1.47	1.62
T6 - LE	-1.37	-0.77	0.78	2.12	-0.33	2.02	2.95	1.55	1.74	1.38

Intrahemispheric: CENTER

	D/T	D/A	D/B	D/G	T/A	T/B	T/G	A/B	A/G	B/G
Fz - LE	-0.88	-0.92	-1.66	0.94	-0.65	-0.99	1.52	0.05	1.39	2.68
Cz - LE	-0.99	-0.59	-1.46	1.30	-0.23	-0.84	1.87	-0.23	1.25	3.12
Pz - LE	-1.72	-0.56	-1.12	1.17	0.04	0.03	2.45	-0.02	1.03	2.44

Z Scored Peak Frequency

Intrahemispheric: LEFT

	DELTA	THETA	ALPHA	BETA	HIGH BETA	BETA 1	BETA 2	BETA 3
FP1 - LE	1.52	0.84	-1.00	-3.14	-1.05	-0.30	-4.35	-1.40
F3 - LE	1.73	0.87	-0.92	-3.11	-0.51	1.19	-6.49	-1.29
C3 - LE	1.10	1.14	-0.82	-2.05	-0.04	1.94	-6.23	-1.18
P3 - LE	0.95	1.35	-1.20	-1.30	0.44	2.31	-4.73	-1.21
O1 - LE	1.18	0.84	-1.69	-0.52	-0.39	2.01	-3.48	-1.23
F7 - LE	1.64	1.24	-1.09	-3.40	-1.31	0.18	-3.79	-1.53
T3 - LE	2.10	1.37	-1.03	-1.75	0.87	0.27	-3.34	-1.28
T5 - LE	1.97	1.01	-1.60	-1.26	-0.01	1.49	-4.05	-1.34

Intrahemispheric: RIGHT

	DELTA	THETA	ALPHA	BETA	HIGH BETA	BETA 1	BETA 2	BETA 3
FP2 - LE	1.54	0.83	-1.01	-2.83	-1.12	-0.36	-5.05	-1.38
F4 - LE	1.62	0.63	-0.96	-2.81	-0.46	1.41	-7.69	-1.22
C4 - LE	1.01	1.07	-0.67	-1.98	0.20	1.96	-7.05	-1.36
P4 - LE	1.45	1.46	-1.39	-1.03	0.84	2.18	-5.34	-1.55
O2 - LE	1.65	1.03	-1.80	-0.46	-0.14	2.08	-3.71	-1.26
F8 - LE	1.66	1.04	-1.17	-2.66	-0.68	-0.21	-4.69	-0.59
T4 - LE	1.61	1.43	-0.75	-1.43	-0.68	0.25	-3.72	-1.25
T6 - LE	-0.33	1.17	-2.01	-0.85	-0.24	1.38	-2.62	-1.72

Intrahemispheric: CENTER

	DELTA	THETA	ALPHA	BETA	HIGH BETA	BETA 1	BETA 2	BETA 3
Fz - LE	1.55	0.79	-0.87	-3.02	-0.40	1.87	-6.82	-1.06
Cz - LE	0.78	1.01	-0.89	-2.24	-0.00	2.98	-7.65	-1.06
Pz - LE	0.91	1.53	-0.94	-1.49	1.17	2.81	-5.97	-1.25

Z Scored FFT Amplitude Asymmetry

Intrahemispheric: LEFT

	DELTA	THETA	ALPHA	BETA
FP1 F3	-0.45	-0.39	-0.27	-1.47
FP1 C3	-0.82	-1.03	0.20	-1.08
FP1 P3	-0.47	-0.94	0.22	-0.42
FP1 O1	-0.24	-0.62	0.65	1.14
FP1 F7	-0.12	-0.18	-0.82	-0.80
FP1 T3	0.18	-0.27	0.00	0.64
FP1 T5	0.24	-0.14	0.95	1.07
F3 C3	-0.56	-1.31	0.44	-0.34
F3 P3	-0.17	-1.05	0.39	0.37
F3 O1	0.14	-0.42	0.82	1.97
F3 F7	0.40	0.24	-0.51	0.67
F3 T3	0.59	0.03	0.12	1.37
F3 T5	0.77	0.19	1.12	1.99
C3 P3	0.41	-0.19	0.21	1.41
C3 O1	0.65	0.19	0.66	2.75
C3 F7	0.86	1.08	-0.61	0.73
C3 T3	1.02	0.69	-0.13	1.32
C3 T5	1.53	1.02	0.96	3.34
P3 O1	0.45	0.43	0.76	2.51
P3 F7	0.45	0.95	-0.44	0.13
P3 T3	0.73	0.75	-0.12	0.80
P3 T5	1.37	1.53	1.03	3.11
O1 F7	0.20	0.63	-0.82	-1.53
O1 T3	0.43	0.43	-0.47	-0.34
O1 T5	0.78	0.89	0.01	-0.32
F7 T3	0.28	-0.21	0.48	1.04
F7 T5	0.34	-0.05	1.15	1.53
T3 T5	0.07	0.17	0.76	0.30

Intrahemispheric: RIGHT

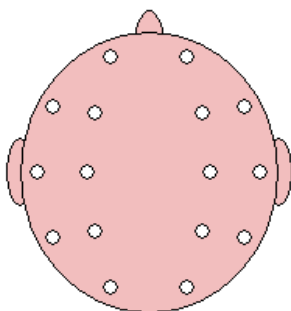
	DELTA	THETA	ALPHA	BETA
FP2 F4	-1.04	-0.74	0.02	-1.70
FP2 C4	-1.23	-0.98	0.35	-1.49
FP2 P4	-0.56	-1.07	0.17	-0.38
FP2 O2	-0.40	-0.94	0.72	0.88
FP2 F8	-0.21	-0.40	0.20	-0.47
FP2 T4	-0.37	-0.51	0.45	0.70
FP2 T6	-0.68	-0.58	0.03	1.20
F4 C4	-0.45	-0.80	0.61	-0.32
F4 P4	0.48	-0.81	0.28	0.98
F4 O2	0.54	-0.55	0.90	2.10
F4 F8	0.80	0.43	0.16	1.17
F4 T4	0.49	0.11	0.55	2.20
F4 T6	0.31	0.01	0.11	2.72
C4 P4	1.93	-0.74	-0.11	2.32
C4 O2	1.01	-0.26	0.68	2.68
C4 F8	1.06	0.78	-0.25	1.10
C4 T4	0.91	0.50	0.13	1.53
C4 T6	0.94	0.47	-0.22	3.73
P4 O2	0.23	-0.03	1.02	2.21
P4 F8	0.39	0.87	-0.07	0.03
P4 T4	0.14	0.67	0.22	0.78
P4 T6	-0.27	1.02	-0.19	3.17
O2 F8	0.24	0.76	-0.64	-1.17
O2 T4	0.02	0.57	-0.33	-0.16
O2 T6	-0.34	0.79	-1.23	0.23
F8 T4	-0.35	-0.31	0.43	1.11
F8 T6	-0.53	-0.34	-0.04	1.63
T4 T6	-0.30	-0.13	-0.33	0.42

Interhemispheric: HOMOLOGOUS PAIRS

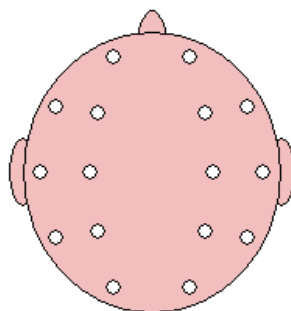
	DELTA	THETA	ALPHA	BETA
FP1 FP2	0.05	-0.46	0.21	0.09
C3 C4	-0.76	-0.39	0.75	-0.77
O1 O2	-0.28	-1.27	0.64	-0.35
T3 T4	-0.62	-0.29	0.63	0.10

	DELTA	THETA	ALPHA	BETA
F3 F4	-0.91	-1.07	0.68	-0.70
P3 P4	0.05	-0.64	0.13	0.51
F7 F8	-0.10	-0.42	1.21	0.13
T5 T6	-1.50	-0.74	-0.84	0.32

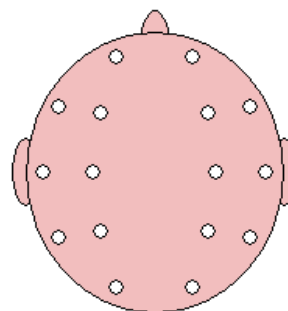
Delta (1.0 - 4.0 Hz)



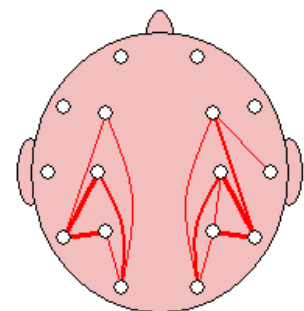
Theta (4.0 - 8.0 Hz)



Alpha (8.0 - 12.0 Hz)



Beta (12.0 - 25.0 Hz)



- Z-Score >= 1.96 +

- Z-Score >= 2.58 +

- Z-Score >= 3.09 +

Z Scored FFT Coherence

Intrahemispheric: LEFT

	DELTA	THETA	ALPHA	BETA
FP1 F3	0.54	0.79	0.81	0.71
FP1 C3	-0.36	0.34	0.33	0.60
FP1 P3	-1.30	0.07	-0.48	0.81
FP1 O1	-1.08	-0.28	1.38	-0.08
FP1 F7	1.25	1.42	1.05	1.59
FP1 T3	0.42	0.72	1.35	1.50
FP1 T5	-1.64	0.28	0.83	0.70
F3 C3	0.43	0.40	-0.06	0.61
F3 P3	-0.72	-0.29	-0.95	0.84
F3 O1	-2.24	-0.47	0.83	0.57
F3 F7	1.35	1.46	1.13	1.56
F3 T3	0.74	0.94	1.48	1.58
F3 T5	-1.29	0.20	0.01	1.00
C3 P3	-0.22	-0.19	-1.22	0.79
C3 O1	-1.86	-0.42	-0.69	0.29
C3 F7	0.76	0.79	0.62	1.21
C3 T3	0.72	0.59	0.61	1.04
C3 T5	-0.72	0.29	-0.53	0.66
P3 O1	-0.60	0.08	-0.80	-0.39
P3 F7	-0.43	-0.03	-0.55	1.07
P3 T3	-0.02	-0.26	-1.49	0.73
P3 T5	0.25	0.73	0.25	0.39
O1 F7	-1.10	-0.88	1.50	0.08
O1 T3	-1.98	-1.00	-0.91	0.05
O1 T5	-0.32	-0.01	0.24	0.05
F7 T3	0.61	0.67	1.18	1.18
F7 T5	-1.22	-0.15	0.37	0.61
T3 T5	-0.37	-0.33	-1.64	0.58

Intrahemispheric: RIGHT

	DELTA	THETA	ALPHA	BETA
FP2 F4	0.08	0.56	0.75	0.40
FP2 C4	-0.58	0.30	-0.15	0.44
FP2 P4	-1.38	-0.51	-0.74	0.34
FP2 O2	-1.14	-0.25	1.21	0.32
FP2 F8	0.67	0.58	0.71	0.89
FP2 T4	-0.11	0.69	0.04	1.49
FP2 T6	-1.67	-0.78	1.75	-0.41
F4 C4	0.20	0.16	-0.46	0.77
F4 P4	-0.85	-0.91	-1.74	0.66
F4 O2	-1.81	-0.19	0.45	1.08
F4 F8	1.01	0.69	0.72	0.68
F4 T4	0.26	0.61	-0.01	1.45
F4 T6	-1.86	-0.44	0.70	0.26
C4 P4	-1.20	-1.28	-2.96	-0.08
C4 O2	-2.07	-0.26	-0.84	0.33
C4 F8	0.48	0.18	0.01	0.36
C4 T4	0.08	0.15	-0.57	0.75
C4 T6	-2.47	-0.51	-1.35	-0.35
P4 O2	-0.14	0.50	0.53	0.29
P4 F8	-0.41	-0.54	-0.96	0.30
P4 T4	-0.63	-0.80	-2.18	0.58
P4 T6	-0.82	0.86	0.68	0.49
O2 F8	-0.93	-0.84	1.11	0.25
O2 T4	-2.07	-0.95	-1.31	-0.05
O2 T6	-1.20	-0.73	-0.04	-0.87
F8 T4	0.79	0.93	0.15	1.05
F8 T6	-1.07	-0.78	1.14	-0.39
T4 T6	-2.31	-1.34	-2.47	-0.32

Interhemispheric: HOMOLOGOUS PAIRS

	DELTA	THETA	ALPHA	BETA
FP1 FP2	0.70	1.06	0.92	1.04
C3 C4	0.20	0.63	0.68	1.02
O1 O2	0.35	0.85	1.06	0.93
T3 T4	-0.28	-0.02	0.56	0.53

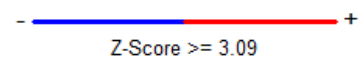
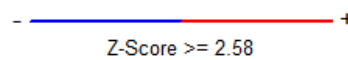
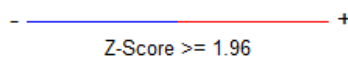
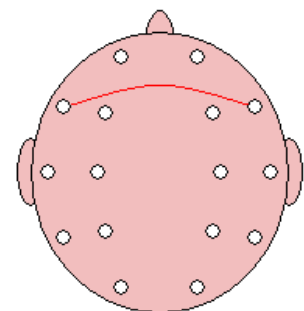
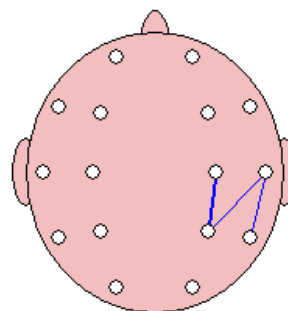
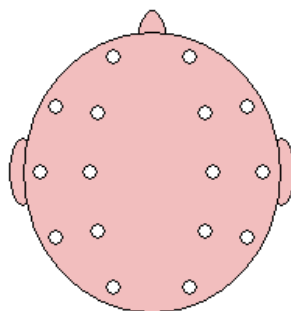
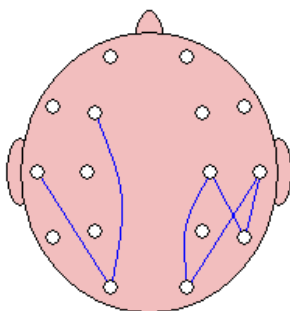
	DELTA	THETA	ALPHA	BETA
F3 F4	0.69	0.82	0.78	0.77
P3 P4	-0.86	-0.53	-0.36	0.24
F7 F8	1.75	1.20	1.04	1.97
T5 T6	-1.76	0.41	1.09	0.01

Delta (1.0 - 4.0 Hz)

Theta (4.0 - 8.0 Hz)

Alpha (8.0 - 12.0 Hz)

Beta (12.0 - 25.0 Hz)



Z Scored FFT Phase Lag

Intrahemispheric: LEFT

	DELTA	THETA	ALPHA	BETA
FP1 F3	0.19	-0.88	-0.41	0.88
FP1 C3	0.02	-1.01	0.14	5.15
FP1 P3	0.05	0.23	0.87	1.31
FP1 O1	3.48	-0.26	0.76	-0.06
FP1 F7	-0.39	-0.42	0.33	3.17
FP1 T3	-0.20	-0.43	1.40	1.09
FP1 T5	0.04	-0.29	0.71	-0.41
F3 C3	0.35	-0.54	-0.24	2.14
F3 P3	0.01	-1.25	1.73	0.37
F3 O1	-0.92	-0.87	1.12	-0.36
F3 F7	-0.03	-1.09	-0.30	1.54
F3 T3	-1.11	-0.54	1.21	-0.67
F3 T5	-0.47	-0.53	0.98	-0.77
C3 P3	-0.89	-0.97	2.68	-0.67
C3 O1	-0.87	-0.51	2.66	-0.95
C3 F7	0.49	-1.29	-0.70	3.57
C3 T3	-0.40	-0.02	2.21	0.25
C3 T5	-0.85	-0.32	1.72	0.18
P3 O1	-0.70	-1.17	1.62	-1.26
P3 F7	-0.09	-0.15	1.16	1.05
P3 T3	-0.68	0.27	3.93	0.65
P3 T5	-0.99	0.61	0.89	1.44
O1 F7	2.62	-0.32	0.84	-0.21
O1 T3	-1.02	1.03	4.37	-0.13
O1 T5	-0.73	1.76	-0.96	0.72
F7 T3	0.12	-0.50	1.85	1.26
F7 T5	0.01	-0.23	0.96	-0.36
T3 T5	-0.59	0.12	3.05	-1.06

Intrahemispheric: RIGHT

	DELTA	THETA	ALPHA	BETA
FP2 F4	0.14	-0.31	-1.02	3.90
FP2 C4	0.22	-0.47	-0.36	7.70
FP2 P4	-0.93	-0.94	2.37	1.58
FP2 O2	4.05	-0.44	0.83	0.01
FP2 F8	0.00	0.32	-0.68	2.31
FP2 T4	0.59	-0.61	0.22	2.54
FP2 T6	2.90	-0.66	1.19	-0.09
F4 C4	1.10	1.02	-0.64	0.92
F4 P4	-0.34	0.09	3.19	0.02
F4 O2	-1.00	-0.62	1.15	-0.21
F4 F8	-0.88	-0.55	-0.22	3.69
F4 T4	-0.72	-0.78	0.41	-1.06
F4 T6	-0.51	-0.30	1.66	-0.83
C4 P4	-0.66	-0.56	3.81	-0.49
C4 O2	-1.02	-0.21	1.44	-0.97
C4 F8	-0.30	0.21	-0.54	3.83
C4 T4	-1.25	0.42	1.85	0.06
C4 T6	-0.34	-1.08	2.50	0.23
P4 O2	-0.89	0.67	-0.28	-1.16
P4 F8	-0.77	-0.58	2.26	1.35
P4 T4	-1.13	0.41	2.90	0.49
P4 T6	-1.35	0.47	0.78	0.72
O2 F8	1.72	-0.49	0.92	0.04
O2 T4	-0.38	-0.02	2.27	0.48
O2 T6	-0.96	1.35	1.08	0.16
F8 T4	-0.02	-0.38	0.27	1.38
F8 T6	-0.23	-0.47	1.62	-0.28
T4 T6	-1.11	-0.04	2.77	-1.40

Interhemispheric: HOMOLOGOUS PAIRS

	DELTA	THETA	ALPHA	BETA
FP1 FP2	-0.55	-0.38	-0.97	0.16
C3 C4	-0.92	-0.77	-0.55	-0.34
O1 O2	-0.50	-0.17	-0.24	-0.33
T3 T4	-0.50	-0.56	-0.91	-1.20

	DELTA	THETA	ALPHA	BETA
F3 F4	-0.72	-0.98	0.31	-0.68
P3 P4	-0.21	-0.64	2.54	-0.79
F7 F8	-0.66	-0.52	-0.47	-0.31
T5 T6	1.68	-0.27	0.40	-0.76

Delta (1.0 - 4.0 Hz)

Theta (4.0 - 8.0 Hz)

Alpha (8.0 - 12.0 Hz)

Beta (12.0 - 25.0 Hz)

